

2019 NAVIGATION/MULTIMEDIA Receiver Firmware Update Guide

Introduction

- This document describes the procedure and precautions for upgrading the 2019 NAVIGATION/MULTIMEDIA receiver firmware.
- If an error occurs while you are updating the firmware, the 2019 NAVIGATION/MULTIMEDIA receiver may become unusable. Be sure to read the following procedure and precautions carefully before updating the firmware.

Target Model and Firmware Version

The updater can be used for the firmware versions of the models shown below.

Target models	Target firmware versions → Updated versions
DMX5019DAB	R4706 or earlier → R5317



- For how to check your firmware version, refer to "Checking the Firmware Version".

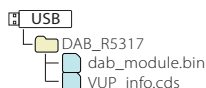
Work Flow

- Download the firmware files, and copy them to USB memory.
- Update the firmware. **(It takes about 12 minutes.)**
Reset the unit.
- Check that the firmware has been updated.

Creating the Update Media

Create the update media on your PC.

- Download the Updates from the Web site.
- Decompress the downloaded file.
- Copy the decompressed file to the top of hierarchy in USB memory.



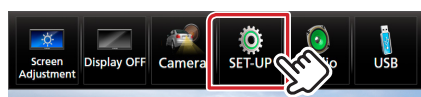
- USB memory
File system: FAT 16/32, NTFS
- Do not copy the updater to a device containing audio files. Blank USB memory is highly recommended.
- Update cannot be performed if it is copied inside a folder.
- If the updater file name is changed, update cannot be performed.

Checking the Firmware Version

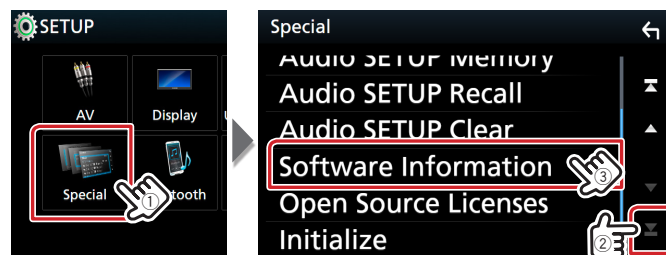
- Press the <MENU> button.



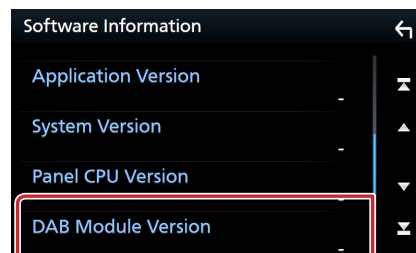
- Touch [SETUP].



- Touch [Special].
- Touch [▼].
- Touch [Software Information].

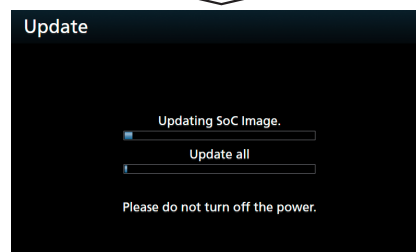
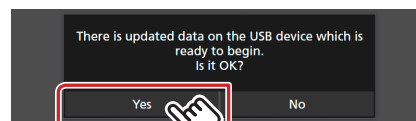


- Check the version.



Updating the Program

- Connect the USB memory.
The confirmation message appears.
- Touch [Yes] to update starts. (It takes about 12 minutes.)



Caution: The screen may go blank for a few seconds. Do not unplug the USB memory or Power Off the unit during the Update Procedure.

- System Reboot & Software Update Screens
- Once the "Update completed." screen is displayed, remove the USB memory.
- Check that the firmware version is updated, by referring to "Checking the Firmware Version".

Precautions

- Update cannot be performed with other media.
- Be sure to park the vehicle in a safe place before updating. Keep the engine running in order to prevent battery from running out.
- Do not turn off the engine or Navigation/Multimedia receiver power while updating. Update cannot be performed correctly and the Navigation/Multimedia receiver may become unusable.