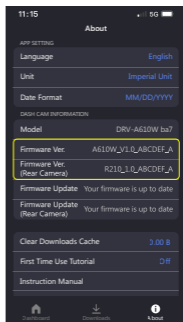
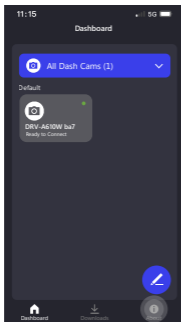
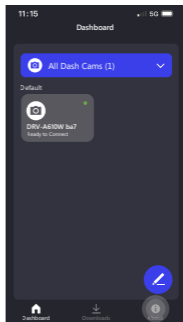
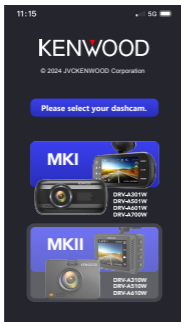


Check the current firmware version

(A) Check the firmware version through the App.

1. Please select the MKII image to enter the MKII dedicated App.
2. Go to the ABOUT page, and you'll see the "Firmware Version" option.



(B) Check the firmware version through the Dash Cam.

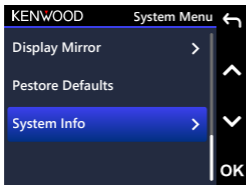
1. Press the Record **■** button to stop recording video.



2. Press the Menu **≡** button and select Setup Menu.



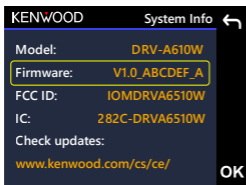
3. Select System Info.



4. Select System Info.



5. Check the version.



6. Long press the Record **REC** button to display the Rear Camera Firmware.

